


COTTO

Naturales Natural Tiles





Rojo



Blanco



Gris

FORMATOS
SIZES

25x25 · 33x33 · 12x25 · 6x25 cm.



NATURAL
UNGLAZED



Características dimensionales
Dimension tolerance

<1,25% ·
máx 2 mm.



Absorción de agua
Water absorption

3<E≠6%



Coef. Dilatación termica lineal
Linear thermal expansion coefficient

3,8x10⁻⁶x°C⁻¹



Resistencia a la flexión
Breaking Strength

20 a 25 N/mm²



Resistencia a la abrasión profunda
Resistance to deep abrasion

<393 mm³



Resistencia al rayado (método Mohs)
Scratch hardness of surface (Mohs
Method)

6



Resistencia a las manchas
Resistance to stains

clase 4 a 5
class 4 to 5



Péndulo (CTE)
Not required out of Spain

clase 3
class 3



A pie descalzo
Barefoot slip resistance

C



A pie calzado
Slip resistance with footwear

R11



Extrusión
Extruded tiles

✓



Resistencia a la helada
Frost resistance

✓



Resistencia al choque térmico
Resistance to thermal shock

✓



Resistencia química
Chemical resistance

✓

COTTO

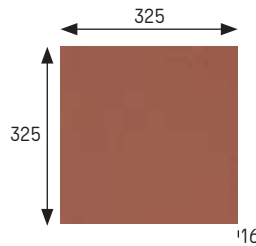
PAVIMENTOS FLOOR TILES

Colores / Colors



Base 33x33 Tile 33x33

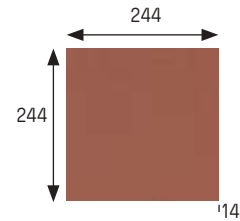
Rojo Cod. 901547 · [MC470]
Blanco Cod. 902683 · [MC470]
Gris Cod. 902800 · [MC470]



[325x325x16 mm.]

Base 25x25 Tile 25x25

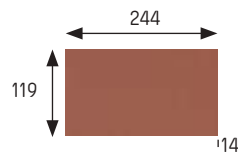
Rojo Cod. 902635 · [MC410]
Blanco Cod. 902675 · [MC410]
Gris Cod. 902799 · [MC410]



[244x244x14 mm.]

Base 12x25 Tile 12x25

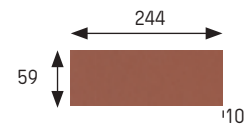
Rojo Cod. 901583 · [MC410]
Blanco Cod. 901587 · [MC410]
Gris Cod. 901589 · [MC410]



[119x244x14 mm.]

Base 6x25* Tile 6x25*

Rojo Cod. 903840 · [MC425]
Blanco Cod. 903841 · [MC425]
Gris Cod. 903842 · [MC425]



[59x244x10 mm.]

*Se obtiene a partir de base de 12x25 premarcada
 *(It is obtained from 12x25 pre-marked tile)

	Espeor (mm) Thickness (mm)	U.M.*	U.M./caja U.M./box	U.M./Palet U.M./Pallet	Pzs./U.M. Pcs./U.M.	Pzs./caja Pcs/box	Kg./U.M. Kg./U.M.	Kg./caja Kg./box	Kg./Palet Kg./Pallet
Base 33x33 Tile 33x33	16	m ² sqm	0,666	42,624	9	6	33,2	22,1	1416
Base 25x25 Tile 25x25	14	m ² sqm	1	60	16	16	26	26	1560
Base 12x25 Tile 12x25	14	m ² sqm	1	60	32	16	26,3	13,2	1579
Base 6x25 (12x25 premarcada) Tile 6x25 (Permarked tile 12x25)	10	m ² sqm	0,64	76,8	64	40	17	10,640	1276,8

*Unidad de Medida. Los artículos medidos en M² o ML se sirven contando la junta normal entre piezas
 *Unit of measure. Items measured in SQM or LM are delivered assuming average joint between pieces


**Consultar datos de embalaje a fábrica según espesor
 **Ask factory for packing information depending of thickness



COTTO

Piezas especiales Special pieces

Colores / Colors



Rojo



Blanco



Gris

Peldaño redondeado 25 Rounded stair-tread 25

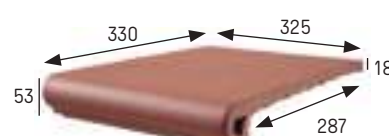
Rojo	Cod. 902636 · [PZ185]
Blanco	Cod. 902676 · [PZ185]
Gris	Cod. 902802 · [PZ185]



[244x330x53 x18 mm.]

Peldaño redondeado 33 Rounded stair-tread 33


Rojo	Cod. 902697 · [PZ250]
Blanco	Cod. 902684 · [PZ250]
Gris	Cod. 902801 · [PZ250]



[325x330x53 x18 mm.]

Esquina redondeada Rounded stair-tread corner


Rojo	Cod. 902638 · [PZ480]
Blanco	Cod. 902678 · [PZ480]
Gris	Cod. 902803 · [PZ480]



[330x330x53 x18 mm.]

Rodapié 33 Skirting board 33

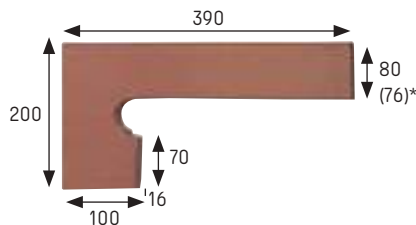
Rojo	Cod. 902698 · [ML155]
Blanco	Cod. 902685 · [ML155]
Gris	Cod. 902806 · [ML155]



[325x80(76)x16 mm.]

Zanquín izda. String left side

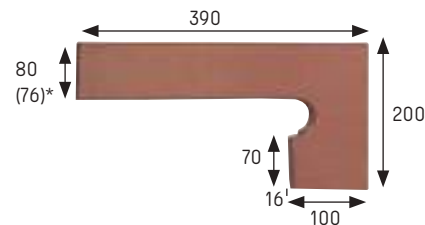
Rojo	Cod. 902648 · [PZ120]
Blanco	Cod. 902679 · [PZ120]
Gris	Cod. 902804 · [PZ120]



[390x80(76)/200x100 x16 mm.]

Zanquín dcha. String right side

Rojo	Cod. 902649 · [PZ120]
Blanco	Cod. 902680 · [PZ120]
Gris	Cod. 902805 · [PZ120]



[390x80(76)/200x100 x16 mm.]

(*) Entre paréntesis las medidas especiales del color Rojo
(* In brackets special sizes for Rojo colour)

Rodapié 25 Skirting board 25

Rojo	Cod. 902637 · [ML120]
Blanco	Cod. 902677 · [ML120]
Gris	Cod. 902807 · [ML120]



[244x80(76)x14 mm.]

Pasamanos int. 21,5 Handrail int. 21,5

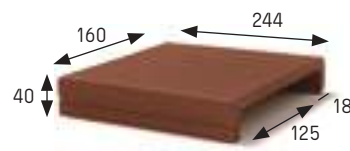
Rojo	Cod. 902745 · [PZ180]
Blanco	Cod. 902746 · [PZ180]
Gris	Cod. 902810 · [PZ180]



[251x244x46 x18 mm.]

Pasamanos int. 12,5 Handrail int. 12,5

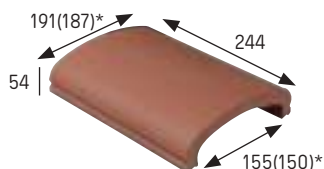
Rojo	Cod. 902742 · [PZ145]
Blanco	Cod. 902743 · [PZ145]
Gris	Cod. 902809 · [PZ145]



[244x160x40 x18 mm.]

Pasamanos redondeado Handrail

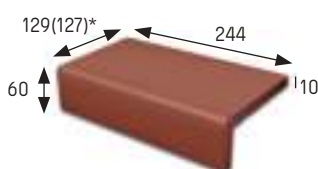
Rojo	Cod. 902699 · [PZ175]
Blanco	Cod. 902681 · [PZ175]
Gris	Cod. 902808 · [PZ175]



[244x191(187)x54 mm.]

Ángulo desigual Unequal edge


Rojo	Cod. 904530 · [PZ115]
Blanco	Cod. 904531 · [PZ115]
Gris	Cod. 904373 · [PZ115]



[244x129(127)x60 x10 mm.]

Remate Edge

Blanco	Cod. 902767 · [PZ335]
Gris	Cod. 902811 · [PZ335]




[325x270x55 x19 mm.]

Anchura recomendada de la junta de colocación: 6 - 8 mm
A 6 - 8 mm wide installation joint is recommended.

Borde desbordante Overflowing edge


Blanco Cod. 902794 · [P2225]
Gris Cod. 901985 · [P2225]



[330x325x22 x26 mm.]

Esq. int. borde desbordante
 Overflowing internal edge


Blanco Cod. 901936 · [J6395]
Gris Cod. 901941 · [J6395]



[330x444x119 x26 mm.]

Esq. ext. borde desbordante
 Overflowing external edge


Blanco Cod. 901937 · [J6395]
Gris Cod. 901942 · [J6395]



[330x353x26 x22 mm.]

Rejilla cerámica monocompact**
 Monocompact ceramic grid


Blanco Cod. 902973 · [P2645]
Gris Cod. 902974 · [P2645]



[325x244x25 mm.]

Esquina rejilla Corner grid


Blanco Cod. 901490 · [J6750]
Gris Cod. 901491 · [J6750]



[293x244x25 x80 mm.]

Canaleta* Overflow chanel

Blanco Cod. 901869 · [P2250]
Gris Cod. 901889 · [P2250]



[325x325x30 mm.]

* Disponible Canaleta con desagüe
 * Available Overflow channel with drainage

** En rejillas los agujeros siempre deben ir perpendiculares al vaso para una mayor resistencia, con canal de 250 mm. de ancho
 ** Install the grids with the holes always perpendicular to the pool vessel for greater resistance, with a 250 mm channel wide.

Ver/see pg. 18

	Espesor (mm) Thickness (mm)	U.M.*	U.M./caja U.M./box	U.M./Palet U.M./Pallet	Pzs./U.M. Pcs./U.M.	Pzs./caja Pcs./box	Kg./U.M. Kg./U.M.	Kg./caja Kg./box	Kg./Palet Kg./Pallet
Peldaño redondeado 25 Rounded stair-tread 25	18	Pz. Pc.	6	324	1	6	3,4	20,4	1102
Peldaño redondeado 33 Rounded stair-tread 33	18	Pz. Pc.	6	216	1	6	4,4	26,4	950,4
Esquina redondeada Rounded stair-tread corner	18	Pz. Pc.	2	60	1	2	6	12	360
Rodapié 33 Skirting board 33	16	ml lm	8	576	3	24	2,3	18	1296
Zanquín Ref. 24 izda. String left	16	Pz. Pc.	10	300	1	10	1,3	13	390
Zanquín Ref. 24 dcha. String right	16	Pz. Pc.	10	300	1	10	1,3	13	390
Rodapié 25 Skirting board 25	14	ml lm	11,25 12♦	450 480♦	4 4	45 48♦	2,3 2,3♦	26 27,7♦	1038 1108♦
Pasamanos 21,5 Handrail 21,5	18	Pz. Pc.	5	300 420♦	1 1	5 7♦	2,6 2,6♦	13,2 18,55♦	804 1113♦
Pasamanos 12,5 Handrail 12,5	18	Pz. Pc.	11	396	1	11	1,9	20,9	752
Pasamanos redondeado Handrail	-	Pz. Pc.	6	240	1	6	2,35	14,10	564
Ángulo desigual Unequal edge	10	Pz. Pc.	12	720	1	12	1,01	12,2	732
Remate Edge	19	Pz. Pc.	4	168	1	4	4,95	19,8	831
Borde desbordante Overflowing edge	22-26	Pz. Pc.	4	128	1	4	5	20	640
Esq. int. borde desbordante Overflowing internal edge	26	Jg. Set	2	-	2	4	8	16	-
Esq. ext. borde desbordante Overflowing external edge	22	Jg. Set	2	-	2	4	5,4	10,8	-
Rejilla cerámica monocompact Monocompact ceramic grid	25	Pz. Pc.	6	378	1	6	3,58	21,5	-
Esquina rejilla Corner grid	25	Set Set	3	-	2	6	4,69	14,07	-
Canaleta Overflow chanel	30	Pz. Pc.	3	99	1	3	4,43	13,3	438,6

*Unidad de Medida. Los artículos medidos en M² o ML se sirven contando la junta normal entre piezas
 *Unit of measure. Items measured in SQM or LM are delivered assuming average joint between pieces

◆ Embalaje especial color Rojo
 ◆ Special packing Red colour